

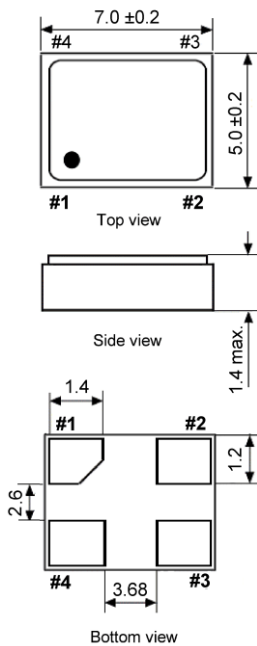


Clock Oscillator SMD-version

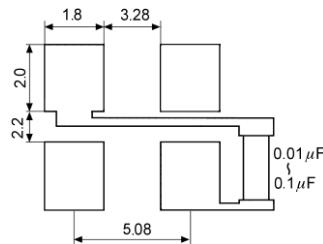
+1.8 / +2.5 / +3.0 / +3.3 V

part no.	12.xxxxx
model	KXO-V97
frequency	32.768kHz
frequency stability at -20° ~ +70°C; -40° ~ +85°C	±25 ppm, ±50 ppm
operating temperature	standard -20° ~ +70°C; available -40° ~ +85°C (=KXO-V97T)
storage temperature	-55° ~ +125°C
supply voltage range	+1.8 V ~ +3.3 V
supply voltage V _{DD}	standard + 3.3 V DC ± 10 % available +1.8 V DC ± 5 %; +2.5 V DC ± 5 %; +3.0 V DC ± 10 %
supply current max.	1 mA
symmetry	45 % ~ 55 % at 50 % V _{DD} level
rise & fall time max.	5 ns
"O" level max.; "1" level min.	VOL: 10 % V _{DD} ; VOH: 90 % V _{DD}
tri-state control voltage (Pin#1)	VIH: V _{DD} x 0.7 min.; VIL: V _{DD} x 0.3 max.
output load	15pF
start up time max.	10 ms
disable/enable delay time max	50 µs / 4 ms
standby current max.	50 µA (Pin #1 = VIL)
contents of reel	1000 pcs.

Dimensions (mm):



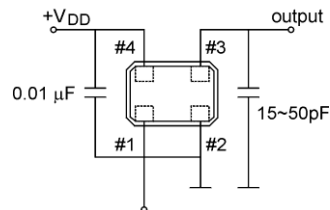
Suggested soldering pad:



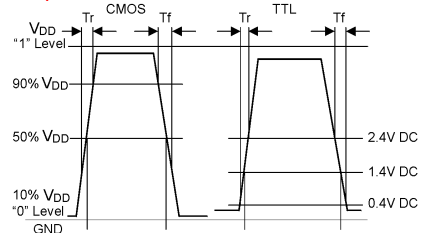
PIN	Connection
1	"L" (0V) "H" or OPEN
2	GND
3	Z OUTPUT
4	V _{DD}

Z: high impedance

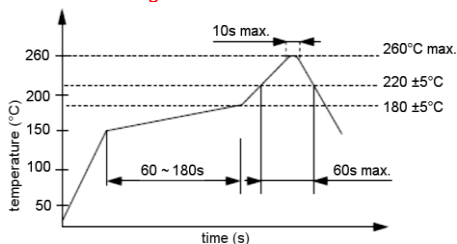
Test circuit:



Output waveform:



Reflow soldering condition:



Tape specification:

