

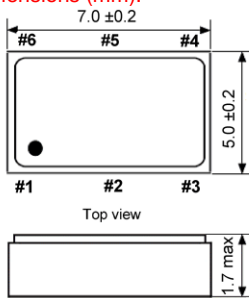


LVDS VCXO SMD-version

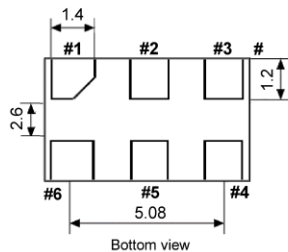
+2.5 / +3.3 V

part no.	12.xxxxx	
model	KXO-V63	
frequency range	20.0 ~ 700.0 MHz	
frequency stability incl. temperature stability input voltage and load stability, aging	±50 ppm standard ±25 ppm available	
operating temperature	-20° ~ +70°C standard -40° ~ +85°C available (KXO-V63T)	
storage temperature	-40° ~ +125°C	
symmetry	50 % ±5 %	
rise & fall time max.	0.4 ns (20 % ~ 80 % of output level)	
output voltage level	V _{OL} : 0.9 V min. / V _{OH} : 1.6 V max.	
supply voltage	+2.5 V DC ±5 % or +3.3 V DC ±5 %	
supply current max.	65 mA	
output load	100 Ohm (OUT – OUTN)	
start up time max.	5 ms	
APR (absolute pulling range) min.	±50 ppm (Vcon = +1.65 V ± 1.65 V)	
frequency linearity max.	10 %	
frequency slope	positive	
Vcon input impedance min.	10 MOhm at DC characteristic	
disable delay time/ enable delay time max.	200 ns / 4 ms	
pin 1 control voltage	1.25 V ±1.05 V (1.25 V), 1.65 V ±1.35 V (1.65 V)	
pin 2 function	enable input voltage min.	70 % V _{DD} or NC
	disable input voltage max.	30 % V _{DD}
output disable current (Pin #1 = VIL) max.	3.5 mA	
phase jitter (12 kHz ~ 20 MHz) max.	1.0 ps RMS	
typical phase noise	-125 dBc / 1 kHz -160 dBc / 10 MHz	
contents of reel	1000 pcs.	

Dimensions (mm):



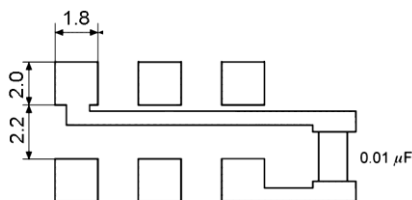
Side view



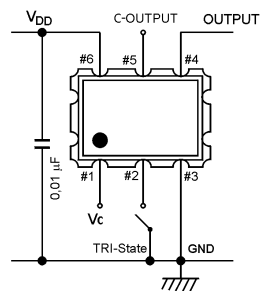
Bottom view

PIN	Connection
1	VC
2	Tri-state
3	GND
4	Output
5	C-Output
6	V _{DD}

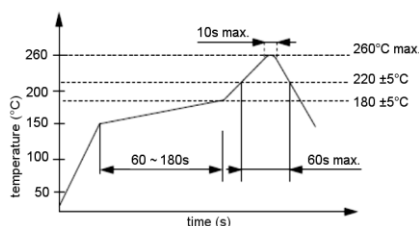
Suggested soldering pad:



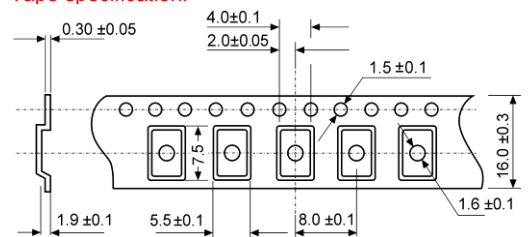
Test circuit:



Reflow soldering condition:



Tape specification:



reel diameter 178 mm