



VCTCXO clipped sine wave

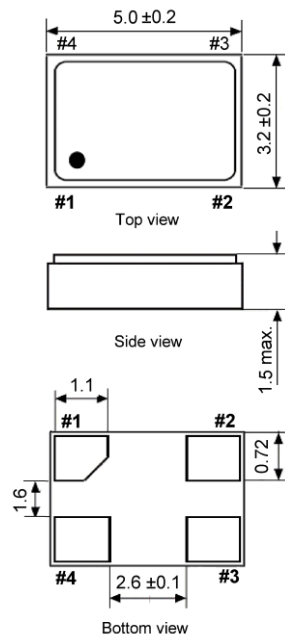
SMD-version

+3.0 / +3.3 V

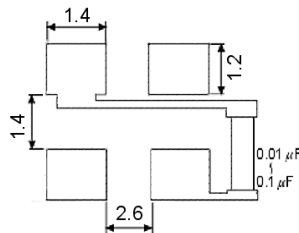
Voltage Controlled Temperature Compensated Crystal Oscillator

part no.	12.xxxxx	
model	KXO-83	
frequency range	6.0 ~ 40.0 MHz	
initial frequency tolerance max.	±1.5 ppm	
frequency stability	vs. temp.range	±0.5 ppm over -30°C ~ +85°C (referred to +25°C) ±1.0 ppm over -30°C ~ +85°C (referred to +25°C) ±1.5 ppm over -40°C ~ +85°C (referred to +25°C)
	vs. input voltage max.	±0.3 ppm at V _{DD} ±5 %
	vs. load max.	±0.3 ppm ±5 %
	vs. aging max.	±1.0 ppm / year at +25°C
output	load	10k Ohm ±10 % // 10 pF ±10 %
	voltage min.	0.8 Vp-p at 10k Ohm // 10 pF
	waveform	clipped sine wave
operating temperature range	-30°C ~ +85°C/-40°C ~ +85°C	
storage temperature	-55°C ~ +125°C	
supply voltage range	+2.5 V ~ +3.4 V	
supply voltage V _{DD}	+3.0 V DC ±5 % or +3.3 V DC ±5 %	
supply current	1.2 mA typ., 2 mA max. (no load)	
start-up time max.	2 ms	
frequency control voltage (VC)	½ V _{DD} ±1 V DC	
frequency adjustment (pullability) min.	3.0 ~ 20.0 ppm	
harmonics max.	-5.0 dBc	
phase noise typ.	-80 dBc/Hz max. at 10 Hz -110 dBc/Hz max. at 100 Hz -130 dBc/Hz max. at 1 kHz -140 dBc/Hz max. at 10 kHz -140 dBc/Hz max. at 100 kHz -145 dBc/Hz max. at 1 MHz	
contents of reel	1000 pcs.	

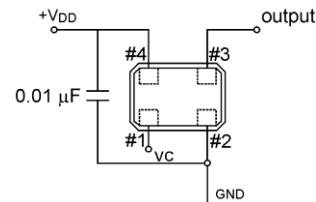
Dimensions (mm):



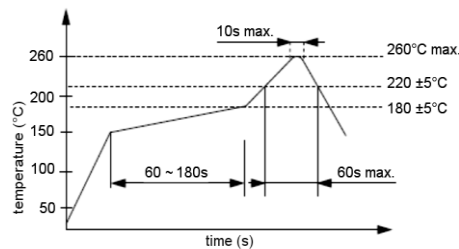
Suggested soldering pad:



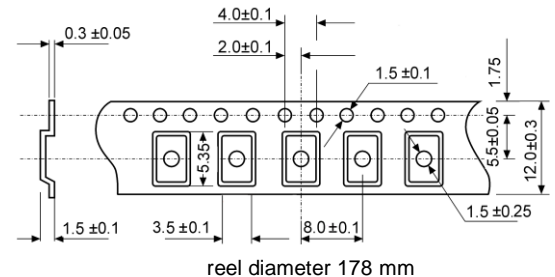
Test circuit:



Reflow soldering condition:



Tape specification:



Pin	Connection
1	VC
2	GND
3	OUTPUT
4	V _{DD}