



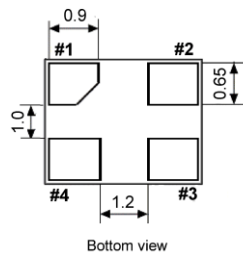
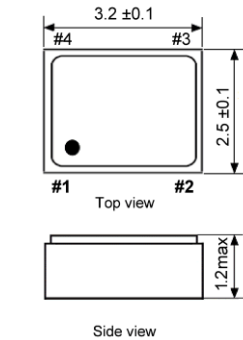
TCXO clipped sine wave

SMD-version +1.8 / +2.5 / +3.3 V

Temperature Compensated Crystal Oscillator

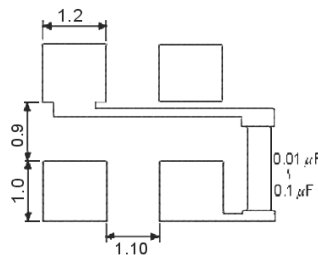
part no.		12.xxxxx
model		KXO-84
frequency range		13.0 ~ 52.0 MHz
frequency tolerance max.		±2.0 ppm (after 2 reflows)
frequency stability	vs. temp.range	±0.5 ppm over -30°C ~ +85°C (referred to +25°C) ±1.0 ppm over -30°C ~ +85°C (referred to +25°C) ±2.5 ppm over -40°C ~ +85°C (referred to +25°C)
	vs. input voltage	±0.2 ppm at V _{DD} ±5 %
	vs. load max.	±0.2 ppm
	vs. aging max.	±1 ppm / year at +25°C
output	load	10k Ohm ±10 % // 10 pF ±10 %
	voltage min.	0.8 Vp-p at 10 k Ohm // 10 pF
	waveform	clipped sine wave
operating temperature range		-30°C ~ +85°C/-40°C ~ +85°C
storage temperature range		-55°C ~ +125°C
supply voltage V _{DD}		+1.8 V DC ±5 %, +2.5 V DC ±5 % or +3.3 V DC ±5 %
supply current max.		2.0 mA (13 MHz ≤ F _o ≤ 26 MHz) 2.5 mA (26 MHz < F _o ≤ 52 MHz)
start-up time max.		3 ms
harmonics max.		-7.0 dBc
phase noise max.		-75 dBc/Hz at 10 Hz -105 dBc/Hz at 100 Hz -125 dBc/Hz at 1 kHz -145 dBc/Hz at 10 kHz -150 dBc/Hz at 100 kHz -150 dBc/Hz at 1 MHz
contents of reel		1000 pcs.

Dimensions (mm):

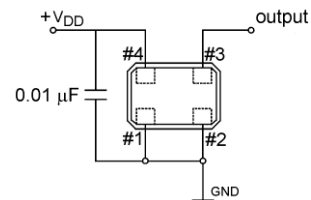


Pin	Connection
1	GND
2	GND
3	OUTPUT
4	V _{DD}

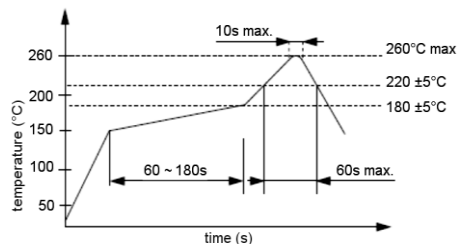
Suggested soldering pad:



Test circuit:



Reflow soldering condition:



Tape specification:

