

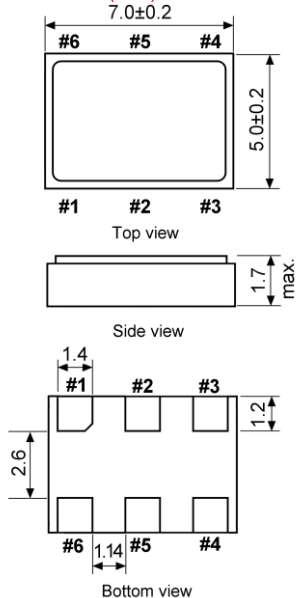


PECL Positive Emitter Coupled Oscillator SMD-version +2.5 / +3.3 V

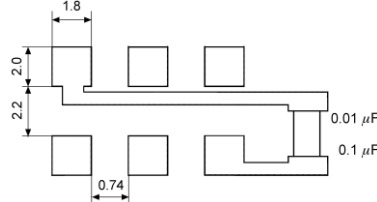
part no.	12.xxxxx
model	KXO-67
frequency range	13.5 ~ 312.50 MHz
frequency stability incl. temperature stability, input voltage and load stability, aging	±20ppm, ±25ppm, ±50ppm, ±100ppm
output load	50 Ohm (V _{DD} to +2.0 V)
operating temperature	standard -20°C ~ +70°C; available -40°C ~ +85°C; available -55°C ~ +125°C
storage temperature	-55°C ~ +125°C
supply voltage	+2.5 V DC ±5 % or +3.3 V DC ±5 %
supply current (Pin#1=Open or V _{IH}) max.	70 mA
start up time max.	10 ms
symmetry	45 % / 55 % at ½ V _{DD} level
rise time (Tr)/ fall time (Tf) max.	600ps (Output level 20 % ~ 80 % of waveform)
disable delay/enable delay time max.	100 ns/10ms
"O" level max./ "1" level min.	V _{DD} to -1.625 V/ V _{DD} to -1.025 V
stand-by control voltage	V _{IH} : +0.7 V _{DD} min./ V _{IL} : +0.3 V _{DD} max.*
stand-by current (Pin#1=V _{IL}) max.	100 µA
tristate function	yes
phase jitter (12 kHz to 20 MHz) max.	RMS: 1 ps
typical phase noise	-70 dBc/Hz at 10 Hz -105 dBc/Hz at 100 Hz -130 dBc/Hz at 1 kHz -145 dBc/Hz at 10 kHz -145 dBc/Hz at 100 kHz -145 dBc/Hz at 1 MHz
contents of reel	1000 pcs.

* Internal crystal oscillation to be halted (Pin#1=V_{IL}).

Dimensions (mm):



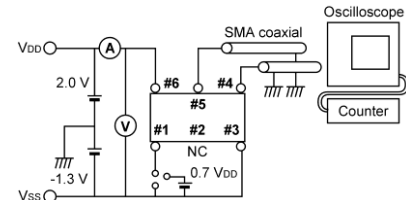
Suggested soldering pad:



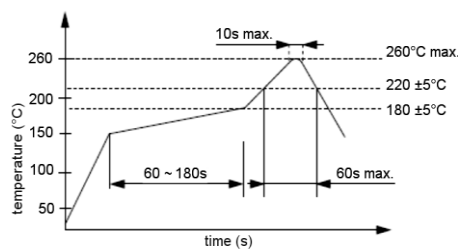
Pin	Connection
1	Tri-state
2	NC
3	GND
4	Output
5	C-Output
6	V _{DD}

*enable high

Test circuit:



Reflow soldering condition:



Tape specification:

