

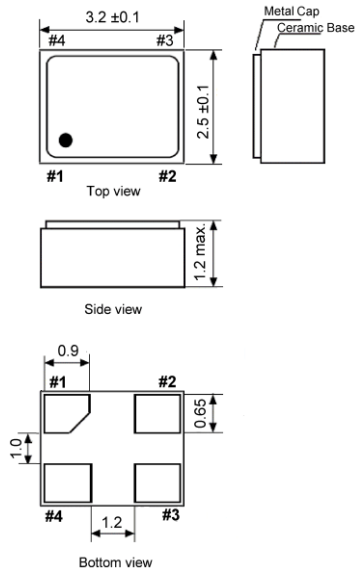


Clock Oscillator SMD-version

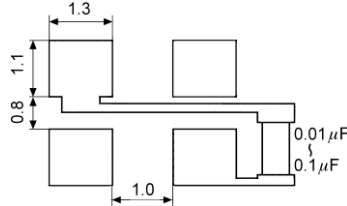
+1.8 / +3.3V

part no.	12.xxxxx
model	KXO-V96-kHz
frequency	32.768 kHz
frequency stability at -20 ~ +70°C, at -40 ~ +85°C	±25 ppm, ±50 ppm, ±100 ppm
operating temperature	standard -20 ~ +70°C available -40 ~ +85°C (=KXO-V96T)
storage temperature	-40 ~ +125°C
supply voltage range	+1.8 V ~ +3.3 V
supply voltage V _{DD}	+3.3 V DC
supply current max.	0.5 mA
symmetry	45 % ~ 55 % at 50 % V _{DD} level
rise & fall time max.	200 ns (10 % V _{DD} ~ 90 % V _{DD} level)
"0" level max.; "1" level min.	V _{OL} : 10 % V _{DD} ; V _{OH} : 90 % V _{DD}
tri-state control voltage (Pin#1)	V _{IH} : V _{DD} x 0.7 min.; V _{IL} : V _{DD} x 0.3 max.
output load max.	15 pF HCMOS
start up time max.	30 ms
disable/enable delay time max	150 ns / 30 ms
stand by current max.	50 µA (Pin #1=V _{IL})
contents of reel	1000 pcs.

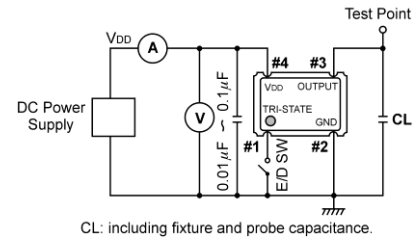
Dimensions (mm):



Suggested soldering pad:



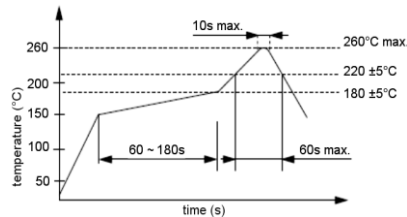
Test circuit:



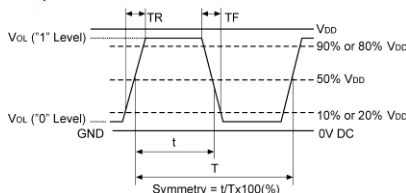
PIN	Connection
1	"L" (0V) "H" or OPEN
2	GND
3	Z OUTPUT
4	V _{DD}

Z: high impedance

Reflow soldering condition:



Output Waveform:



Tape specification:

