

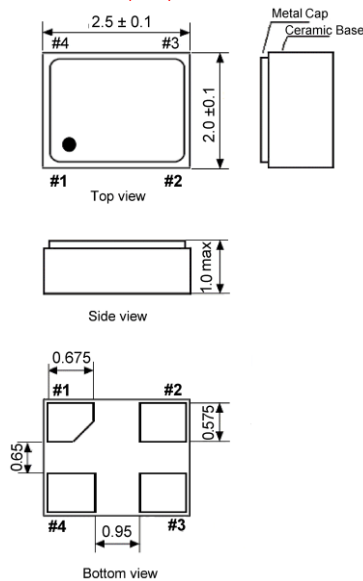


Clock Oscillator SMD-version

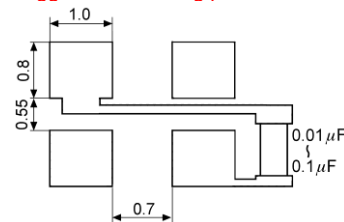
+1.8 / +3.3V

part no.	12.xxxxx
model	KXO-V95-kHz
frequency	32.768 kHz
frequency stability at -20 ~ +70°C, at -40 ~ +85°C	±25 ppm, ±50 ppm, ±100 ppm
operating temperature	standard -20 ~ +70°C available -40 ~ +85°C (=KXO-V95T)
storage temperature	-40 ~ +125°C
supply voltage range	-0.5 V ~ +7.0 V
supply voltage V _{DD}	+1.8 V DC ±5 % or +3.3 V DC ±5 %
supply current max.	0.5 mA
symmetry	45 % ~ 55 % at 50 % V _{DD} level
rise & fall time max.	120 ns (10 % V _{DD} ~ 90 % V _{DD} level)
"0" level max.; "1" level min.	VOL: 10 % V _{DD} ; VOH: 90 % V _{DD}
tri-state control voltage (Pin#1)	VIH: V _{DD} x 0.7 min.; VIL: V _{DD} x 0.3 max.
output load max.	15 pF HCMOS
start up time max.	30 ms
disable/enable delay time max	150 ns / 30 ms
stand by current max.	50 µA (Pin #1=VIL)
contents of reel	1000 pcs.

Dimensions (mm):



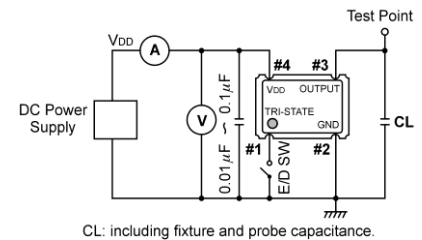
Suggested soldering pad:



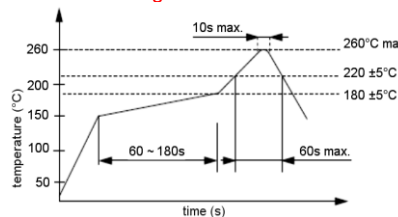
PIN	Connection
1	"L" (0V) "H" or OPEN
2	GND
3	Z OUTPUT
4	V _{DD}

Z: high impedance

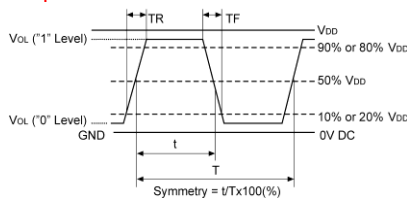
Test circuit:



Reflow soldering condition:



Output Waveform:



Tape specification:

