



VCXO HCMOS

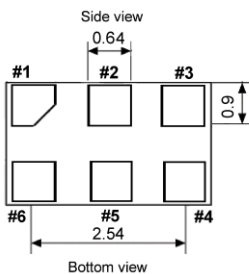
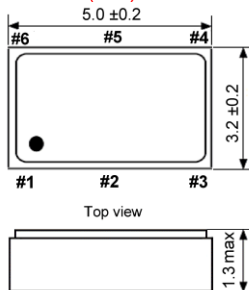
SMD-version

+1.8 / +2.5 / +3.3 / +5 V

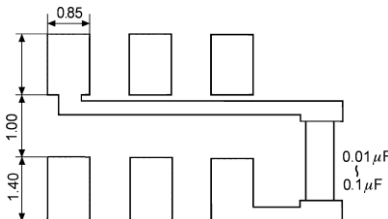
Voltage Controlled Crystal Oscillator

part no.		12.xxxxx		
model		KXO-72R		
frequency range		4.0 ~ 54.0 MHz	1.0 ~ 170.0 MHz	1.0 ~ 100.0 MHz
supply voltage V_{DD}		+1.8 V DC, +2.5 V DC $\pm 5\%$	+3.3 V DC $\pm 5\%$	+5.0 V DC $\pm 5\%$
frequency control voltage (PIN1)		1.25 V ± 1.05 V at +2.5 V	1.65 V ± 1.35 V at +3.3 V	2.5 V ± 2.0 V at +5.0 V
frequency stability	over all parameters	$\pm 25, \pm 50, \pm 100$ ppm over $-20^{\circ}\text{C} \sim +70^{\circ}\text{C} / -40^{\circ}\text{C} \sim +85^{\circ}\text{C}$ (referred to $+25^{\circ}\text{C}$)		
output	load	15 pF		
	waveform	HCMOS		
operating temperature range		$-20^{\circ}\text{C} \sim +70^{\circ}\text{C}$ $-40^{\circ}\text{C} \sim +85^{\circ}\text{C}$		
storage temperature range		$-55^{\circ}\text{C} \sim +125^{\circ}\text{C}$		
supply voltage range		+1.8 ~ +5.4 V		
supply current max.		10 mA at 1.0 MHz ~ 35 mA at 170.0 MHz (no load)		
start-up time max.		5 ms		
symmetry		40 % / 60 % at $\frac{1}{2} V_{DD}$ level		
rise and fall time max.		10 ns		
frequency adjustment (pullability) min.		± 50 ppm ~ ± 100 ppm		
phase jitter max.		1.0 ps RMS		
phase noise max.		-80 dBc/Hz at 10 Hz -110 dBc/Hz at 100 Hz -135 dBc/Hz at 1 kHz -140 dBc/Hz at 10 kHz -145 dBc/Hz at 100 kHz		
contents of reel		1000 pcs.		

Dimensions (mm):

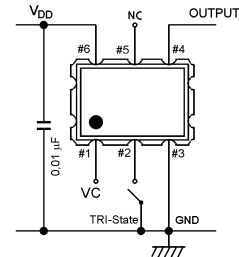


Suggested soldering pad:

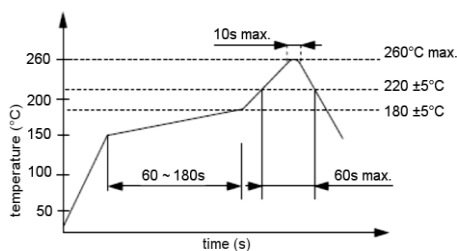


Pin	Connection
1	VC
2	Tri-State
3	GND
4	OUTPUT
5	NC
6	V_{DD}

Test circuit:



Reflow soldering condition:



Tape specification:

