



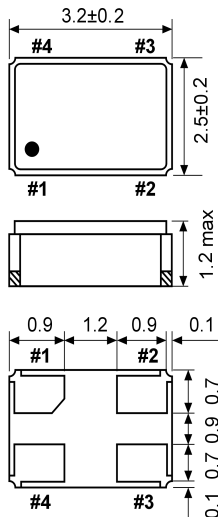
Clock Oscillator SMD-version

+3.3V

part no.	12.xxxxx
model	KXO-V96-kHz
frequency	32.7680 kHz
frequency stability at -20 ~ +70°C at -40 ~ +85°C	± 50 ppm ±100 ppm
operating temperature	standard -20 ~ +70°C available -40 ~ +85°C (=KXO-V96T)
storage temperature	-50 ~ +125°C
supply voltage range	+1.8V ~ +3.3V
input voltage V _{DD}	+3.3V DC
input current max.	0.5 mA
symmetry	40% ~ 60% at 50% V _{DD} level
rise & fall time max.	200 ns (10% V _{DD} ~ 90% V _{DD} level)
"O" level max.	VOL: 10% V _{DD}
"1" level min.	VOH: 90% V _{DD}
stand-by control voltage (pin#1)	V _{IH} (min): 70% V _{DD} V _{IL} (max): 30% V _{DD} *
output load max.	15pF HCMOS
start up time max.	10 ms
disable delay time max.	150 ns
enable delay time max.	10 ms
stand by current max.*	50 µA (Pin #1=VIL)
jitter	deterministic jitter 5ps max. random jitter 7ps max. norm 1-sigma 7ps max. peak to peak 40ps max.
contents of reel	1000 pcs.

* Internal crystal oscillation to be halted (pin#1=VIL)

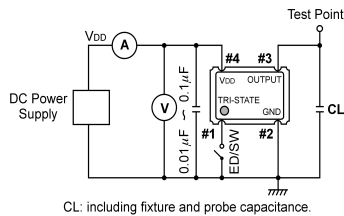
Dimensions (mm):



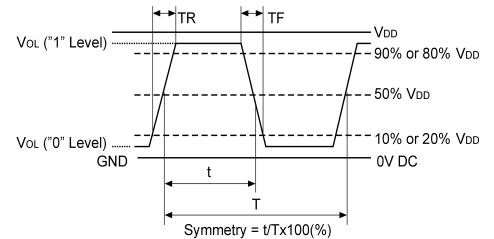
PIN	CONNECTION
1	"L" OPEN or "H"
2	GND
3	Z OUTPUT
4	V _{DD}

Z: high impedance

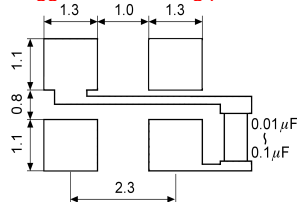
Test circuit:



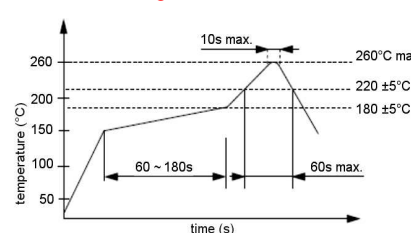
Output waveform:



Suggested soldering pad:



Reflow soldering condition:



Tape specification:

