



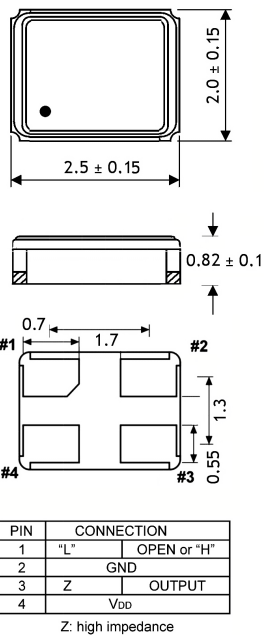
Clock Oscillator

SMD-version

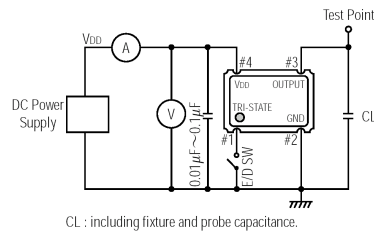
+3.3V

part no.	12.xxxxx
model	KXO-V95-kHz
frequency	32.768 kHz
frequency stability at -20 ~ +70°C at -40 ~ +85°C	± 50 ppm ±100 ppm
operating temperature	standard -20 ~ +70°C available -40 ~ +85°C (=KXO-V95T)
storage temperature	-40 ~ +85°C
supply voltage range	-0.5V ~ +7.0V
input voltage V_{DD}	+3.3V DC ±5%
input current max.	0.5 mA
symmetry	40% ~ 60% at ½ % V_{DD} level
rise & fall time max.	120 ns (10% V_{DD} ~ 90% V_{DD} level)
"0" level max.	VOL: 10% V_{DD}
"1" level min.	VOH: 90% V_{DD}
tri-state control voltage (Pin#1)	VIH: V_{DD} x 0.7 min. VIL: V_{DD} x 0.3 max.
output load max.	15pF HCMOS
start up time max.	10 ms
disable delay time max.	150 ns
enable delay time max.	10 ms
stand by current max.	50 µA (Pin #1=VIL)
jitter	deterministic jitter 5ps max. random jitter 7ps max. norm 1-sigma 7ps max. peak to peak 40ps max.
contents of reel	1000 pcs.

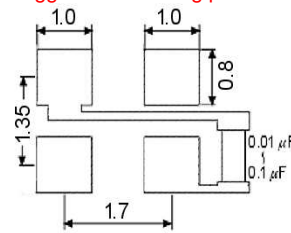
Dimensions (mm):



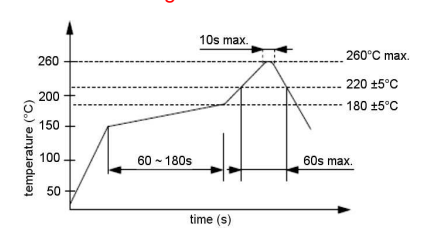
Test circuit:



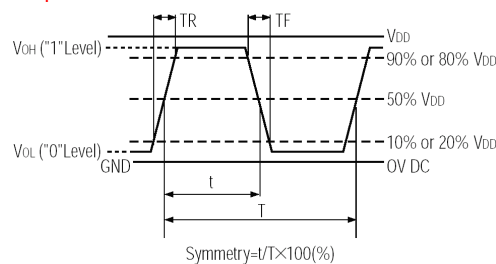
Suggested soldering pad:



Reflow soldering condition:



Output waveform:



Tape specification:

