



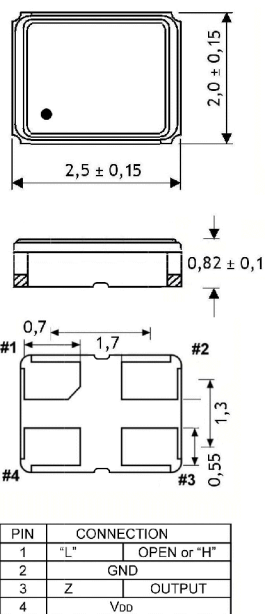
Clock Oscillator

SMD-version

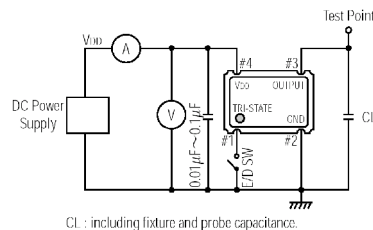
+3.3V

part no.	12.95500
model	KXO-V95
frequency	48.0 MHz
frequency stability at -20° ~ +70°C	±50 ppm
operating temperature	-20° ~ +70°C
storage temperature	-40° ~ +85°C
symmetry	40% ~ 60% at 50% V _{DD} level
rise & fall time max.	10 ns (10% V _{DD} ~ 90% V _{DD} level)
"0" level max.	VOL: 10% V _{DD}
"1" level min.	VOH: 90% V _{DD}
input voltage V _{DD}	+2.5 ~ +3.3V ±5%
tri-state control voltage (Pin#1)	VIH: V _{DD} x 0.7 min. VIL: V _{DD} x 0.3 max.
supply voltage	-0.5V ~ +7.0V
input current	6.0 mA typ., 11.0 mA max.
output load max.	15pF (HCMOS)
start up time max.	10 ms
disable delay time max.	150 ns
enable delay time max.	10 ms
stand by current max.	50 µA (Pin #1=VIL)
Jitter max.	deterministic jitter 5ps random jitter 7ps norm 1-sigma 7ps peak to peak 40ps
contents of reel	1000 pcs.

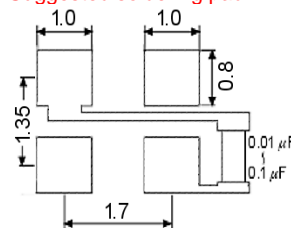
Dimensions (mm):



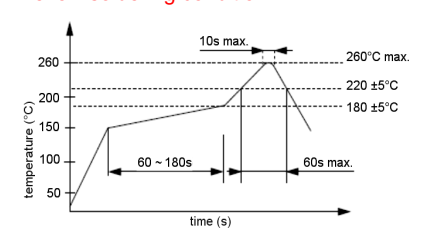
Test circuit:



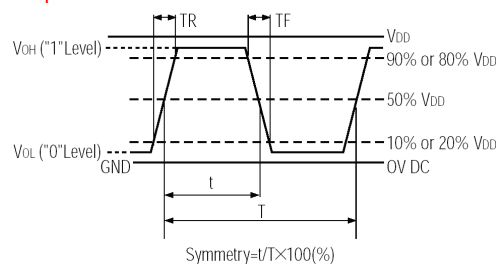
Suggested soldering pad:



Reflow soldering condition:



Output waveform:



Tape specification:

