



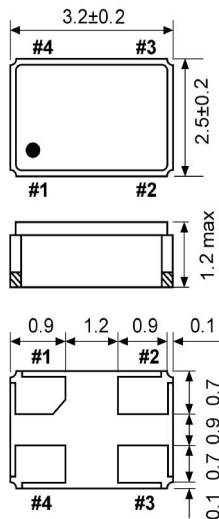
## Clock Oscillator SMD-version

+3.3V

part no.	12.95008
model	KXO-V96
frequency	24.0 MHz
frequency stability -20° ~ +70°C	±50 ppm
operating temperature	-20° ~ +70°C
storage temperature	-50° ~ +125°C
symmetry	40% ~ 60% at 50% V <sub>DD</sub> level
rise & fall time max.	5 ns (10% V <sub>DD</sub> ~ 90% V <sub>DD</sub> level)
"0" level max.	VOL: 10% V <sub>DD</sub>
"1" level min.	VOH: 90% V <sub>DD</sub>
input voltage V <sub>DD</sub>	+3.3V ±5%
stand-by control voltage (pin#1)	V <sub>IH</sub> (min): 70% V <sub>DD</sub> V <sub>IL</sub> (max): 30% V <sub>DD</sub> *
supply voltage	-0.5V ~ +7.0V
input current	6.0 mA typ., 11.0 mA max (pin #1=Open or V <sub>IH</sub> )
output load max.	15pF (HCMOS)
start up time max.	10 ms
disable delay time max.	150 ns
enable delay time max.	10 ms
stand by current max.*	50 µA (Pin #1=V <sub>IL</sub> )
jitter	deterministic jitter 5ps max. random jitter 7ps max. norm 1-sigma 7ps max. peak to peak 40ps max.
contents of reel	1000 pcs.

\* Internal crystal oscillation to be halted (pin#1=V<sub>IL</sub>)

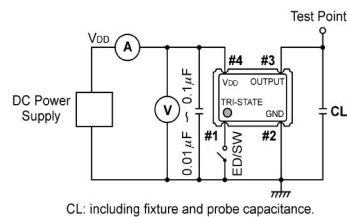
### Dimensions (mm):



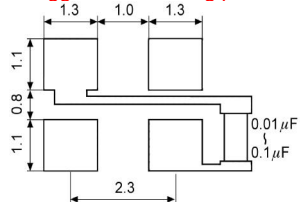
PIN	CONNECTION
1	"L" OPEN or "H"
2	GND
3	Z OUTPUT
4	V <sub>DD</sub>

Z: high impedance

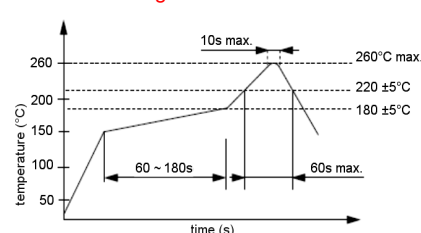
### Test circuit:



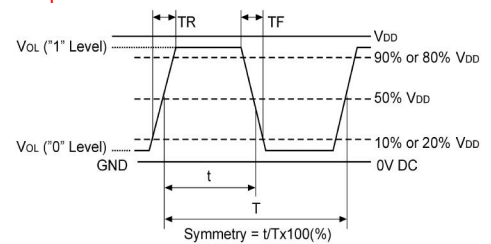
### Suggested soldering pad:



### Reflow soldering condition:



### Output waveform:



### Tape specification:

