

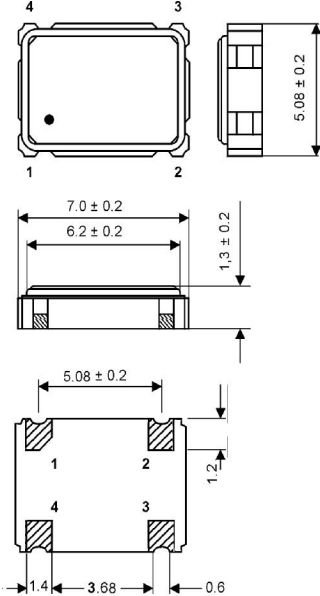


Clock Oscillator SMD-version

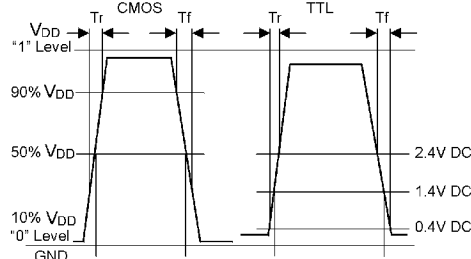
+3.3V

| | |
|-------------------------------------|-------------------------------------|
| part no. | 12.94274 |
| model | KXO-V97 |
| frequency | 40.0 MHz |
| frequency stability at -20° ~ +70°C | ±50 ppm |
| operating temperature | -20° ~ +70°C |
| storage temperature | -55° ~ +125°C |
| symmetry | 50% ±10% at ½ V _{DD} level |
| rise & fall time max. | 6 ns |
| "0" level max. | +0.4V |
| "1" level min. | V _{DD} -0.5V |
| input voltage V _{DD} | +3.3V ±10% |
| input current | 6.0 mA typ., 11.0 mA max. |
| output load | 30 pF |
| start up time max. | 10 ms |
| tristate function | yes |
| disable delay time max. | 50 µs |
| enable delay time max. | 4 ms |
| phase jitter | (12 kHz – 20 MHz) with 1 ps |
| random jitter max. | 7ps |
| peak to peak jitter max. | 40ps |
| contents of reel | 1000 pcs. |

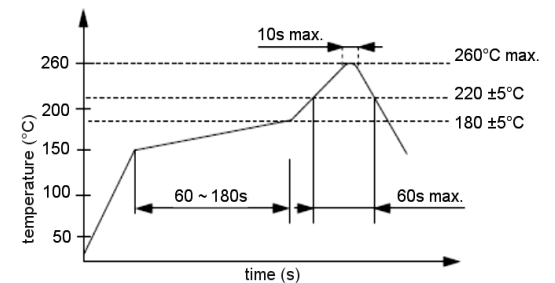
Dimensions (mm):



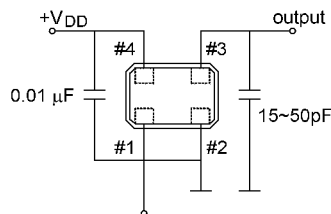
Output waveform:



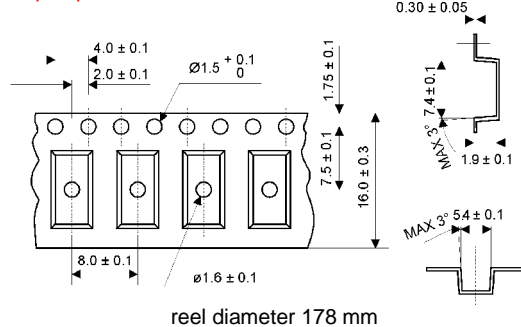
Reflow soldering condition:



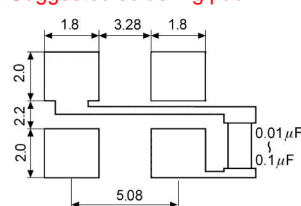
Test circuit:



Tape specifications:



Suggested soldering pad:



| PIN | Connection |
|-----|----------------------|
| 1 | "L" (0V) "H" or OPEN |
| 2 | GND |
| 3 | Z OUTPUT |
| 4 | V _{DD} |

Z: high impedance