



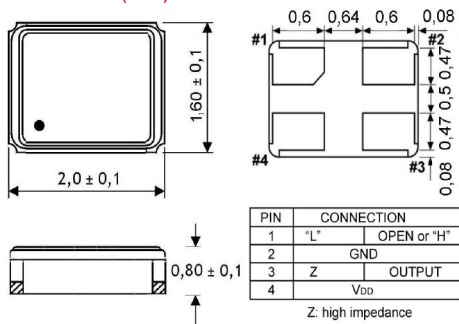
Clock Oscillator

SMD-version

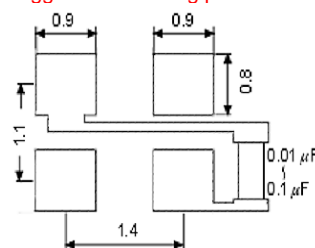
+3.3V

| | |
|-------------------------------------|--|
| part no. | 12.90308 |
| model | KXO-V94 |
| frequency | 3.68640 MHz |
| frequency stability at -20° ~ +70°C | ±50 ppm |
| operating temperature | -20° ~ +70°C |
| storage temperature | -55° ~ +100°C |
| symmetry | 45% ~ 55% at 50% V _{DD} level |
| rise & fall time max. | 5 ns (10% V _{DD} ~ 90% V _{DD} level) |
| "0" level max. | VOL: 10% V _{DD} |
| "1" level min. | VOH: 90% V _{DD} |
| input voltage V _{DD} | +3.3V DC ±5% |
| tri-state control voltage (Pin#1) | VIH: V _{DD} x 0.7 min. VIL: V _{DD} x 0.3 max. |
| supply voltage | -0.5V ~ +4.0V |
| input current max. | 6mA |
| output load max. | 15pF (HCMOS) |
| start up time max. | 10 ms |
| disable delay time max. | 150 ns |
| enable delay time max. | 10 ms |
| stand by current max. | 10 µA (Pin #1=VIL) |
| contents of reel | 1000 pcs. / 3000 pcs.. |

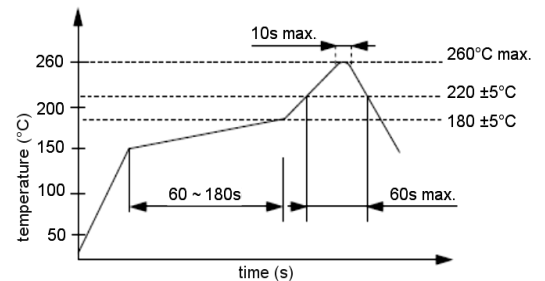
Dimensions (mm):



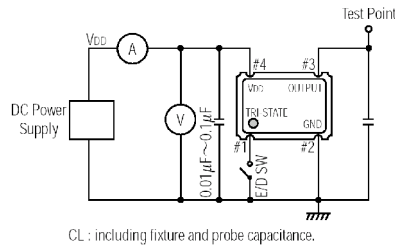
Suggested soldering pad:



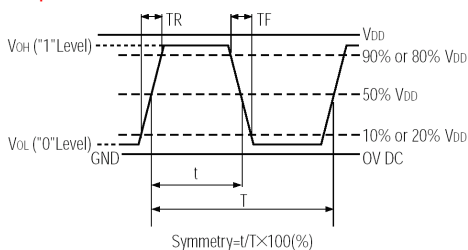
Reflow soldering condition:



Test circuit:



Output waveform:



Tape specification:

